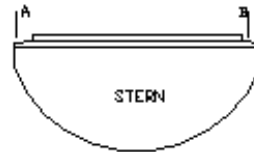


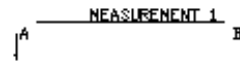


RADAR ARCH MEASURING GUIDE DECK MOUNTED

STEP 1: FIND LOCATION FOR ARCH REAR BASE MAKE SURE TO ALLOW SPACE FOR MINIMUM 3" MOUNTING FOOT.



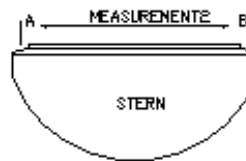
STEP 2: DROP PLUMB LINES AT POINT 'A' AND 'B'



STEP 3: MEASURE DISTANCE BETWEEN LINES.

STEP 4: MEASURE TOWARDS BOW APPROX. 20'

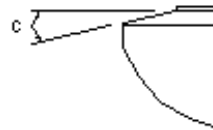
STEP 5: REPEAT STEP 2 AND 3 AT NEW FORWARD LOCATION



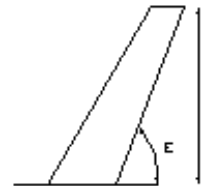
MEASUREMENT 1: _____

MEASUREMENT 2: _____

STEP 6: MEASURE DECK ANGLE 'C' IF APPLICABLE



STEP 7: MEASURE MIN HEIGHT OFF OF FLOOR 'D'



STEP 8: MEASURE ANGLE OF MAIN FRAME OF ARCH 'E'. TRY TO PICK AN ANGLE THAT COMPLIMENTS YOUR BOAT

PROPERTY OF STAINLESS OUTFITTERS

161 SAUNDERS ROAD
BARRIE, ONTARIO, L4N 9A3
TEL: (705) 725-1779 or 1-800-268-0395
FAX: (705) 725-9655

www.stainlessoutfitters.com

E-MAIL: info@stainlessoutfitters.com